

## Literacy Resource

### *LINC Literacy Addendum – A Support Document for the LINC Literacy Component*

The LINC Literacy Addendum, published in 1998, was developed as a support document for the LINC Literacy Component (1997). It provides photocopiable worksheet masters for the LINC literacy instructors to use with literacy learners who need to practice their literacy and numeracy skills through many activities. Co-authored by Nancy L. Hutt and Lynn C. Young, The LINC Literacy Addendum was published in 1998 as a project sponsored by Citizenship and Immigration Canada. The Introduction consists of the following sections:

- Overview of the LINC Literacy Addendum
- Visual Model
- The Five Stages of ESL Literacy
- Outcomes for Literacy Stages 1 and 2: The Foundation Skills
- Relation of Literacy Stages to Literacy Benchmarks and LINC Levels
- Key Classroom Points

The LINC Literacy Addendum Worksheets cover the following 12 themes:

- Housing
- Family Life
- Media
- Education
- Transportation
- Commercial Services
- Canadian Society
- Employment
- Health and Safety
- Canadian Law
- Government and Community Services
- Leisure

The Introduction and each of the 12 themes are viewable as standalone PDF documents. (Given that this resource was originally published as a hard-copy binder, the binder contains all of the 13 parts and comprises a single publication.)

# LINC LITERACY ADDENDUM

A SUPPORT DOCUMENT FOR  
THE LINC LITERACY COMPONENT

October, 1998

## FAMILY LIFE SECTION

*Part 3 of 13*

CO-AUTHORS

Nancy L. Hutt      Lynn C. Young

LAYOUT AND PRODUCTION

Robert S. Miles

SECRETARIAL SUPPORT

Phung Lam


A PROJECT SPONSORED BY CITIZENSHIP AND IMMIGRATION CANADA



Circle the words that begin with the same sound.  
Your teacher will say the words:

---


1.



2.



3.



4.



5.





Draw lines to match upper case and lower case letters:

---

A

h

S

g

U

m

M

s

H

a

N

u

G

n

---





Fill in the missing letters:

---

1. A \_ \_ C D E \_ \_ G H \_ \_

J \_ \_ L M N \_ \_ P Q \_ \_

\_ \_ T U \_ \_ W X \_ \_ Z

2. A B \_ \_ D \_ \_ F G \_ \_ I

J K \_ \_ M N O \_ \_ Q \_ \_

S T \_ \_ V \_ \_ X Y \_ \_

---



Listen to your teacher and write the letters you hear:

---

1.

\_\_\_\_\_  
-----  
\_\_\_\_\_

6.

\_\_\_\_\_  
-----  
\_\_\_\_\_

2.

\_\_\_\_\_  
-----  
\_\_\_\_\_

7.

\_\_\_\_\_  
-----  
\_\_\_\_\_

3.

\_\_\_\_\_  
-----  
\_\_\_\_\_

8.

\_\_\_\_\_  
-----  
\_\_\_\_\_

4.

\_\_\_\_\_  
-----  
\_\_\_\_\_

9.

\_\_\_\_\_  
-----  
\_\_\_\_\_

5.

\_\_\_\_\_  
-----  
\_\_\_\_\_


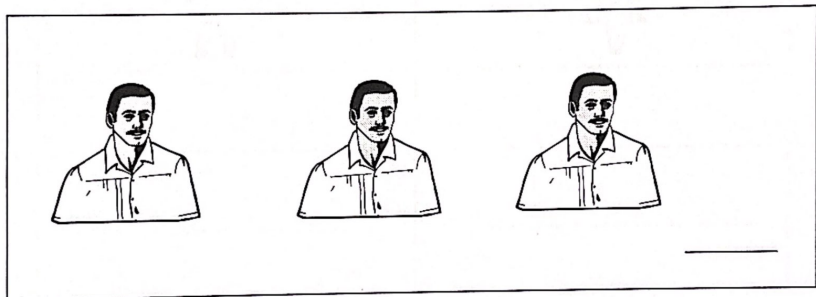

10.

\_\_\_\_\_  
-----  
\_\_\_\_\_

---





Look at each box. How many are in the group?  
Write the number:





Read the words. Cut out the words. Glue in the correct category:

mother	father	boy	uncle
aunt	girl	son	daughter
brother	grandmother	sister	grandfather

	
_____	_____
_____	_____
_____	_____
_____	_____
_____	_____
_____	_____



Draw lines to match the questions and answers:

---

Are you  
married?

Yes, I do.

I have three  
children.

Yes, I am.

How many  
children do  
you have?

Do you have  
children?



Fill out the form:

		_____			
		Date			
NAME: _____		_____			
Last		First			
ADDRESS: _____		_____			
Street		Apt. No.			
_____		_____			
City		Province		Postal Code	
PHONE: ( ) _____		_____		_____	
Area Code		Phone No.			
Date of Birth: _____		Age: _____			
Spouse: _____		_____		_____	
Name		Date of Birth		Age	
Child: _____		_____		_____	
Child: _____		_____		_____	
Child: _____		_____		_____	
Child: _____		_____		_____	
				_____	
				Signature	



Write your answers to the questions:

---

1. What's your name?

---

2. Where do you live?

---

3. Are you married?

---

4. Do you have children?

---

5. How many children do you have?

---



Write the number that comes before:

---

\_\_ 26

\_\_ 17

\_\_ 54

\_\_ 82

\_\_ 42

\_\_ 65

\_\_ 45

\_\_ 60

\_\_ 4

\_\_ 73

\_\_ 97

\_\_ 88

\_\_ 11

\_\_ 1

\_\_ 32

\_\_ 39

\_\_ 9

\_\_ 70

\_\_ 57

\_\_ 100

\_\_ 21

\_\_ 94

\_\_ 28

\_\_ 99

---





Draw lines to match the pictures:

---





Circle the words that are the same:

---

1. mother

mother  
month  
matter

---

2. father

family  
father  
fatter

---

3. parents

pants  
paper  
parents

---

4. family

father  
famous  
family

---

5. child

chill  
child  
chin

---



Listen to your teacher and write the letters you hear:

---



\_\_\_\_\_



\_\_\_\_\_



\_\_\_\_\_



\_\_\_\_\_



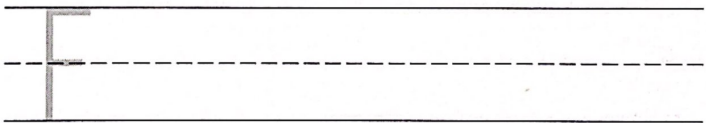
\_\_\_\_\_

---

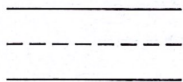
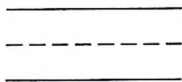


Trace and copy. Write F under the picture that begins like FAMILY. Your teacher will say the words:

F



5





Write the number that comes between:

---

1 2 3 4 5 6 7 8 9 10 11 12 13 14 15 16 17 18 19 20

4 \_\_\_ 6

3 \_\_\_ 5

8 \_\_\_ 10

14 \_\_\_ 16

11 \_\_\_ 13

1 \_\_\_ 3

7 \_\_\_ 9

2 \_\_\_ 4

5 \_\_\_ 7

9 \_\_\_ 11

18 \_\_\_ 20

15 \_\_\_ 17

---



Underline the word to match the picture:



father

family

famous

fatter



clear

clean

close

call



pray

plan

play

pay



cost

keep

cup

cook



press

dry

dress

drink



Cut into word cards. Arrange the word cards to make four correct sentences:

---

shopping.	go	I	
-----------	----	---	--

cook	I	dinner.	
------	---	---------	--

I	clothes.	the	wash	
---	----------	-----	------	--

play	children.	my	I	with	
------	-----------	----	---	------	--

---



Write the first letter of the word as your teacher says the word:

---

A.

1. \_\_\_ an

2. \_\_\_ an

3. \_\_\_ an

4. \_\_\_ an

5. \_\_\_ an

6. \_\_\_ an

B.

1. \_\_\_ at

2. \_\_\_ at

3. \_\_\_ at

4. \_\_\_ at

5. \_\_\_ at

6. \_\_\_ at

---





Fill out the form:

Parents:

Father's Name \_\_\_\_\_

Mother's Name \_\_\_\_\_

Children:

Name	Age
_____	_____
_____	_____
_____	_____
_____	_____
_____	_____



How many? Write the number:



=

\_\_\_\_\_



=

\_\_\_\_\_



=

\_\_\_\_\_



=

\_\_\_\_\_




=

\_\_\_\_\_



=

\_\_\_\_\_ group of 10



=

\_\_\_\_\_ groups of 10

10

20

30





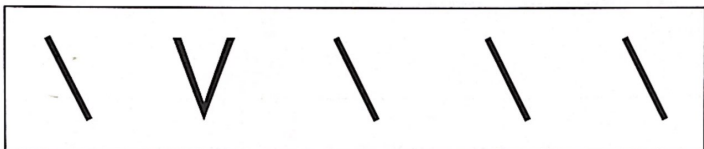
40

50



Put an X on the shape that is different:



---





Listen to your teacher tell the story. Cut out the pictures. Glue them in the proper sequence:

---





Trace and copy:





Trace:

Monday

Monday

Tuesday

Tuesday

Wednesday

Wednesday

Thursday

Thursday

Friday

Friday

Saturday

Saturday

Sunday

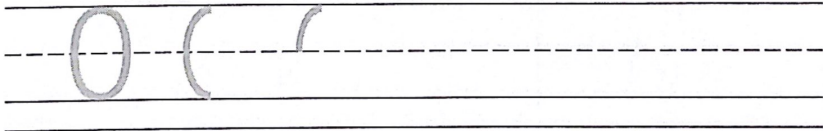
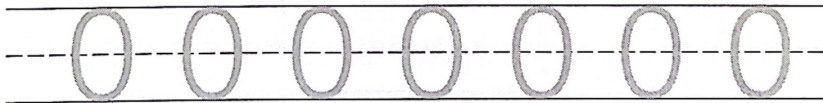


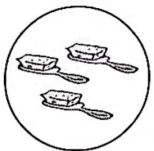
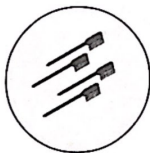
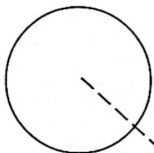
Sunday



Draw lines to sets of zero. Trace and copy the numeral 0:


0

0







Cut out the words on the right. Glue them next to the pictures that are the same:




hit




no money



yell



sad



drink







Fold the paper. Talk about the pictures. Read the sentences and cut out. Match to the pictures:



\_\_\_\_\_



\_\_\_\_\_



\_\_\_\_\_



Tom yells at his family.

Tom drinks.

Tom is worried.





Trace and copy:



happy happy happy



sad sad sad



Trace She is. Then copy the word to complete the sentence:

---

happy

angry

afraid



She is \_\_\_\_\_.



She is \_\_\_\_\_.

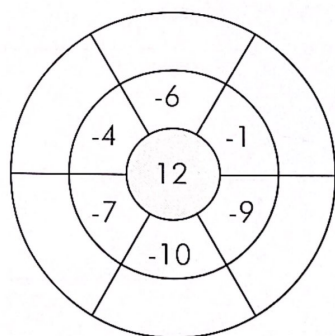
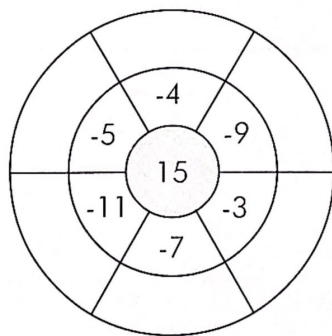
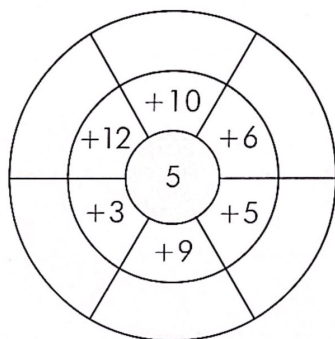
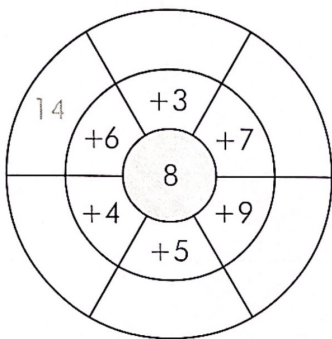


She is \_\_\_\_\_.

---




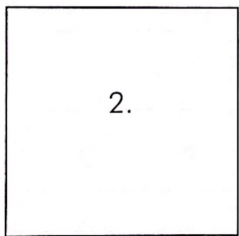




Add or subtract:





Cut out the pictures on the right. Sequence Adil as a boy, man and senior:





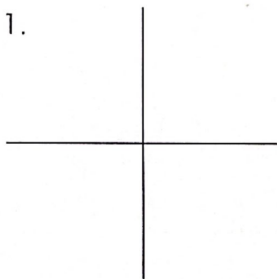
Circle all the letters that are the same:

1. z	n	m	z	e	b	z
2. n	u	n	h	a	n	b
3. p	o	g	b	p	d	p
4. a	a	e	o	d	a	b
5. f	t	b	f	l	k	f
6. r	v	r	w	h	r	u
7. e	o	e	c	e	g	i
8. k	l	k	t	l	k	d
9. b	d	t	b	p	o	b
10. o	c	e	d	o	a	o
11. s	c	s	e	z	s	w
12. l	t	i	l	d	l	t

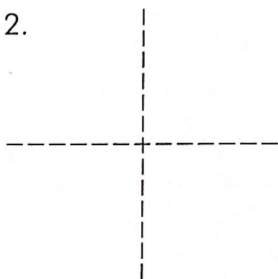


Trace:

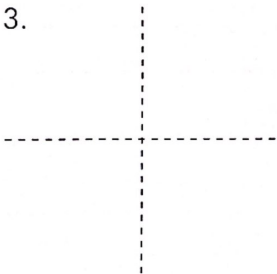
1.



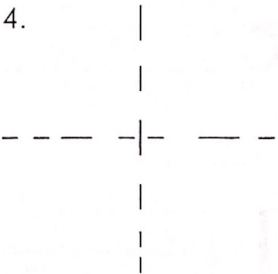
2.



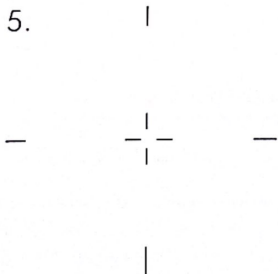
3.




4.



5.



6.





Trace and copy:

old



o o o

d d d


d d d





Draw squares:

---





Cut into word cards. Arrange the cards to make three correct sentences:

---



old.	He	is	✂
------	----	----	---

grandfather.	a	is	He	✂
--------------	---	----	----	---

is	happy.	He	✂
----	--------	----	---

---



Read the story. Check  Yes or No after the sentences below:

---



This is Eva.  
She is 65 years old.  
She lives alone.  
Her life is not easy.

Check  Yes or No:

YES

NO

1. Eva is young.

2. Eva is a senior citizen.

3. Eva lives with her family.

4. Eva lives alone.

5. Eva's life is easy.



Trace and copy the numbers in word form:

1 one \_\_\_\_\_

2 two \_\_\_\_\_

3 three \_\_\_\_\_

4 four \_\_\_\_\_

5 five \_\_\_\_\_

6 six \_\_\_\_\_

7 seven \_\_\_\_\_

8 eight \_\_\_\_\_

9 nine \_\_\_\_\_

10 ten \_\_\_\_\_



Circle the correct word. Copy the sentences:

---



1. He  $\langle \begin{matrix} \text{is} \\ \text{are} \end{matrix} \rangle$  72 years old.

---



2. They  $\langle \begin{matrix} \text{is} \\ \text{are} \end{matrix} \rangle$  28 years old.

---



3. She  $\langle \begin{matrix} \text{is} \\ \text{are} \end{matrix} \rangle$  3 years old.

---



4. She  $\langle \begin{matrix} \text{is} \\ \text{are} \end{matrix} \rangle$  80 years old.

---



Continue counting to complete the sequence:

---

53
----

54
----

55
----

--

--

66
----

67
----

--

--

--

92
----

--

--

--

--

78
----

--

--

--

--

83
----

--

--

--

--